

Stage 3 - Rifle & Pistol

COURSE DESIGNER: Mike Metz

START POSITION: Seated or kneeling behind tripod with loaded precision rifle on target with safety off, loaded handgun in holster, and cruiser ready rifle staged in barrel.

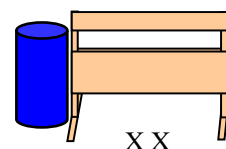
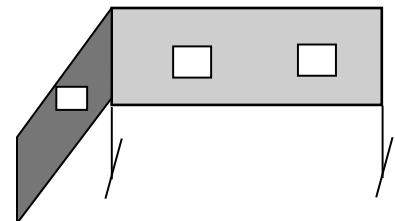
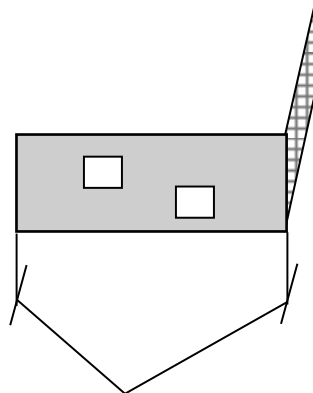
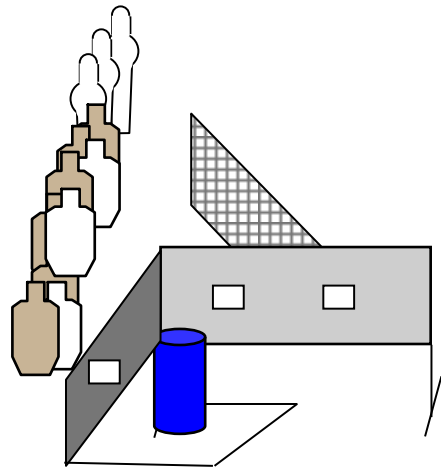
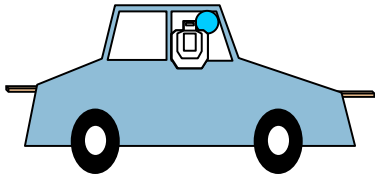
STAGE PROCEDURE

On start signal engage precision rifle target with one round from precision rifle then engage targets from within shooting areas. A miss with the precision rifle may be made up with competitor's gun from within shooting areas.

Falling steel may not be engaged with the rifle.
Grounded weapons must be on safe or empty and pointed in safe direction. 90 Second Max Time.

SCORING: Time-plus, 24 rounds, 100 points

TARGETS: 8 C-Zones, 6 IPSC, 1 Hostage Rifle Plate, 3 Large Poppers



Stage 3 Scenario

While providing security for a checkpoint from an over watch position, you observe a suspicious vehicle accelerate toward military personnel after they fired a warning shot. You must engage the driver with the precision rifle, despite the use of women and children as shields. After you engage the suspected car bomb approaching your checkpoint, you must engage several insurgents assaulting the checkpoint.